




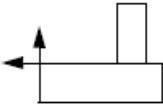






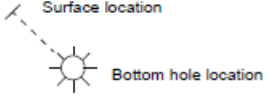


Appendix M

Explanation of Schematic Symbols

The following symbols are used consistently on schematic representations of production sites.

Schematic feature	Symbol
Oil well	
Gas well	
Drilling well	
Injection well	
Production equipment	
Gas plant	
Lease automatic custody transfer (LACT) turbine meter	
Orifice meter	
Tank	
Allocation meter/injection point	

Appendix M Explanation of Schematic Symbols

Schematic feature	Symbol
Directionally drilled well	
Plugged and abandoned (P&A)	
Temporarily abandoned (TA) oil	
TA gas	